

# INGRID COFFEE TABLE

23809666 / 23809673

Thank you for purchasing the **Ingrid Coffee Table**. Before you begin to assemble your new piece of furniture, please check to ensure that all hardware and parts have been supplied. This page lists all contents included in the carton(s).

Follow instructions closely as deviation from them may present a possible safety risk and may void your warranty. It is recommended that assembly is done on a soft surface such as carpet to avoid any damage.

If you experience any problems with your new purchase please phone Freedom Customer Service (FCS) 1300 135 588 (Australia) or 0800 469 327 (New Zealand)

## Care Information

Periodically check and re-tighten any fasteners. Dust weekly using a soft, clean cloth. Do not use harsh, abrasives chemicals or polishes containing silicone. Avoid direct sunlight as this will cause the timber to change colour. It is important to remove moist substances immediately. Use coasters, placemats and table runners to assist in prolonging the life of your product.

## Hardware (supplied)



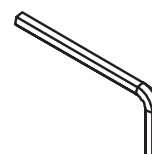
M6×44  
A (x8)



M6  
B (x8)

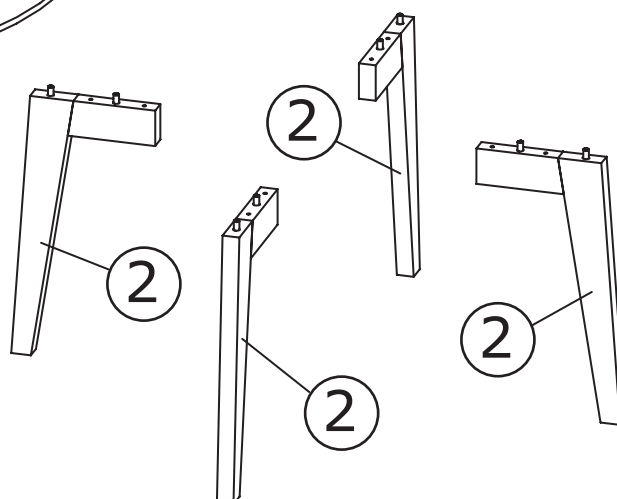
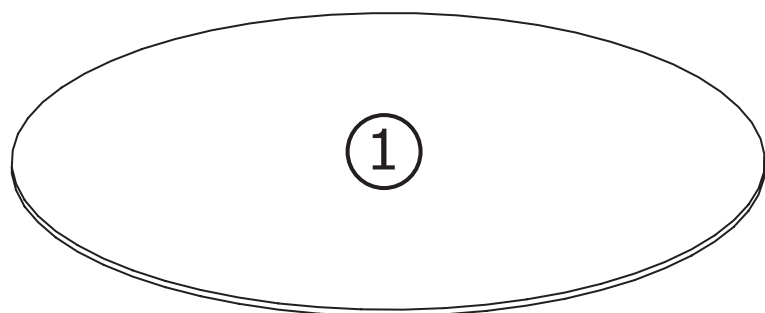


M6  
C (x8)



4 mm  
D (x1)

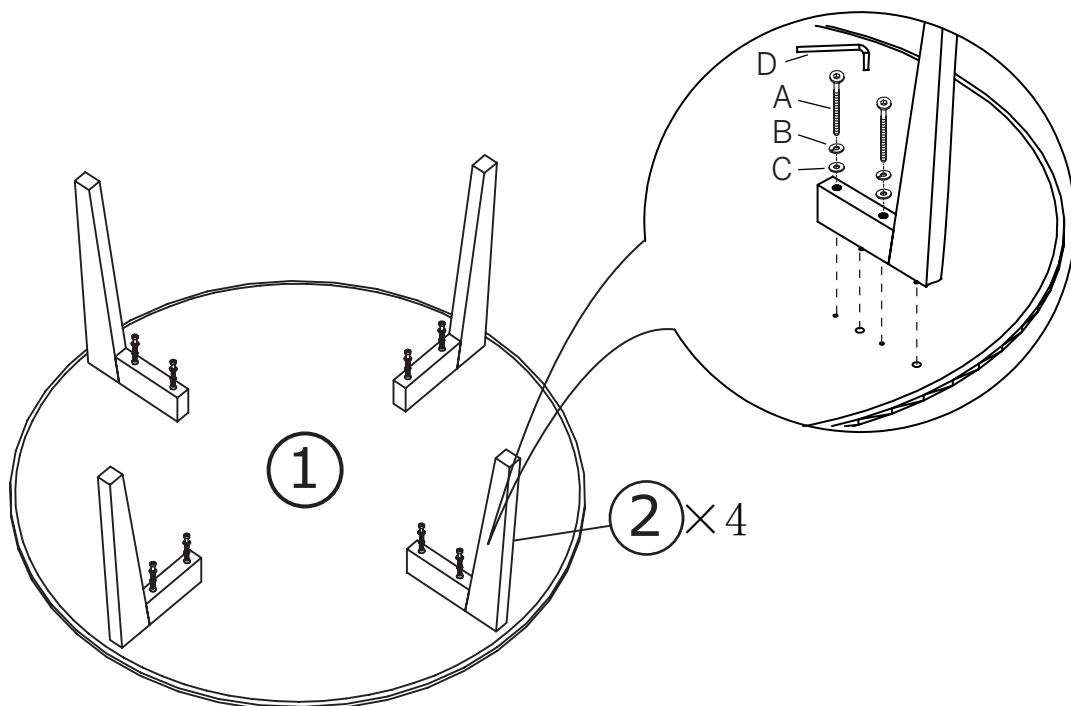
## Parts




# INGRID COFFEE TABLE

23809666 / 23809673

Step 1.



Step 2.



**Attention:** When moving or rolling, all legs need to be off ground.

# INGRID COFFEE TABLE

23809666 / 23809673

Step 3.

