

COPENHAGEN LAF MOD 2S WW 466 - LAL

Thank you for purchasing the **COPENHAGEN LAF Mod 2S**. Before you begin to assemble your new piece of furniture, please check to ensure that all hardware and parts have been supplied. This page lists all contents included in the carton (s).

Follow instructions closely as deviation from them may present a possible safety risk and may void your warranty.

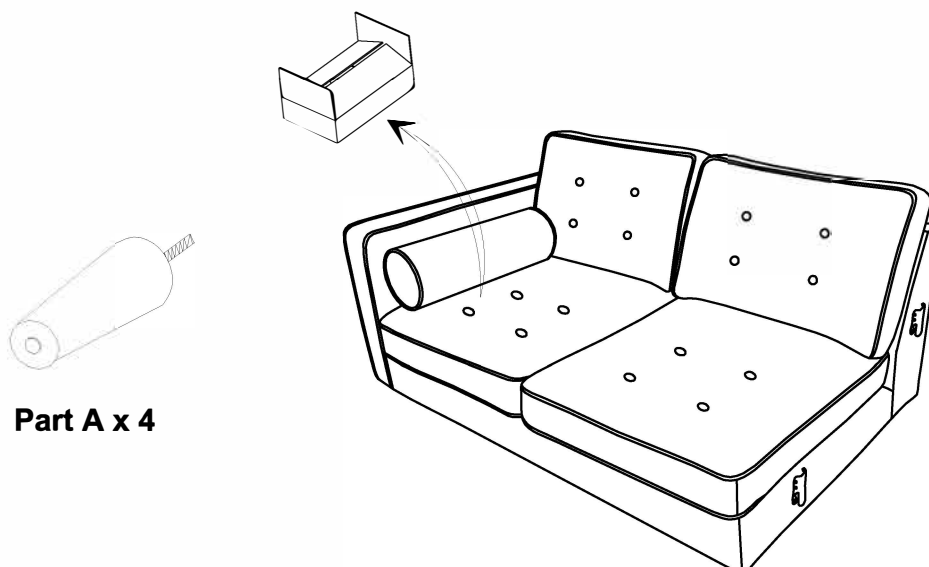
It is recommended that assembly is done on a soft surface as carpet to avoid any damage.

If you experience any problems with your new purchase, please phone Freedom Customer Service (FCS) on 1300 135 588 (Australia) or 0800 469 327 (New Zealand).

Care Information

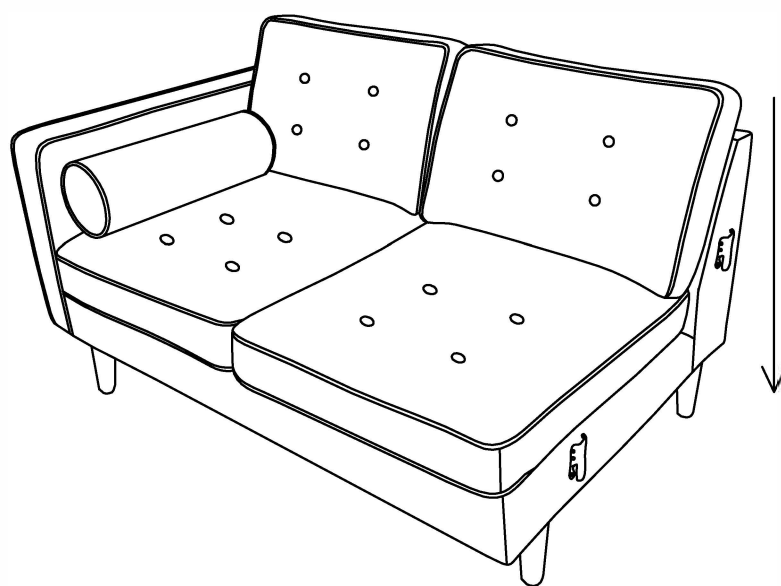
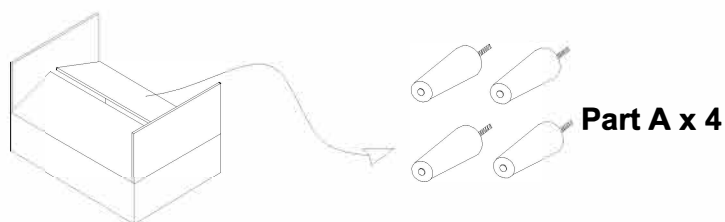
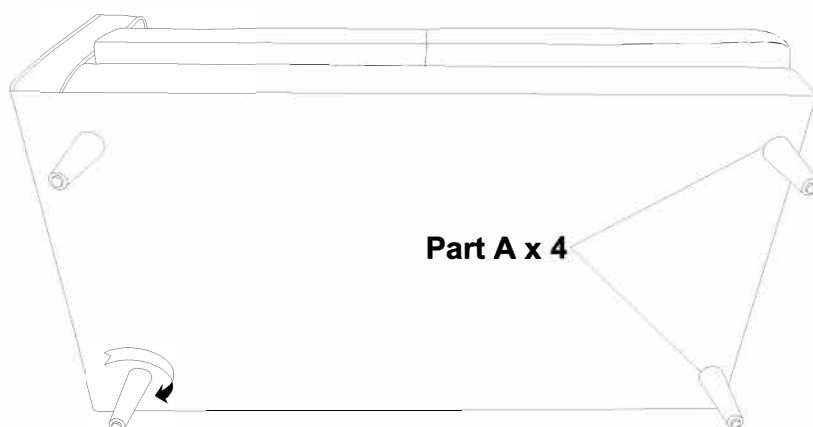
Periodically check and re-tighten any fasteners. Dust weekly with a clean, dry duster. Protect from direct and indirect sunlight. Maintain at least 30cm between your leather furniture and heat sources. Use Bay Leather Republic recommended leather care products designed for your semi-aniline leather. Use care products strictly in accordance with the manufacturer's instructions. Use a leather cleaner to remove dirt and body oil build up. Use a protection cream to guard the leather from stains and help maintain its suppleness. Recommended for indoor use only.

Parts



COPENHAGEN LAF MOD 2S WW 466 - LAL

Step 1.



COPENHAGEN LAF CHAISE | WW 466 - LAC

Thank you for purchasing the **COPENHAGEN LAF Chaise**. Before you begin to assemble your new piece of furniture, please check to ensure that all hardware and parts have been supplied. This page lists all contents included in the carton (s).

Follow instructions closely as deviation from them may present a possible safety risk and may void your warranty.

It is recommended that assembly is done on a soft surface as carpet to avoid any damage.

If you experience any problems with your new purchase, please phone Freedom Customer Service (FCS) on 1300 135 588 (Australia) or 0800 469 327 (New Zealand).

Care Information

Periodically check and retighten any fasteners. Dust weekly with a clean, dry duster. Protect from direct and indirect sunlight. Maintain at least 30cm between your leather furniture and heat sources. Use Bay Leather Republic recommended leather care products designed for your semi-aniline leather. Use care products strictly in accordance with the manufacturer's instructions. Use a leather cleaner to remove dirt and body oil build up. Use a protection cream to guard the leather from stains and help maintain its suppleness. Recommended for indoor use only.

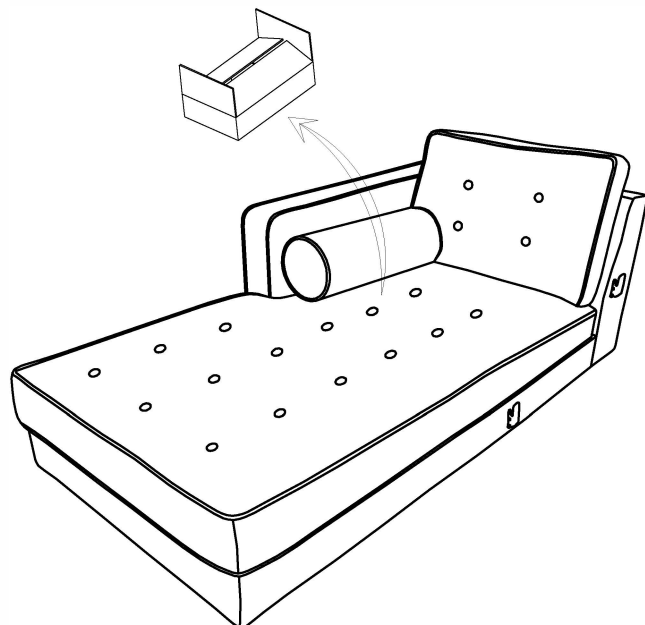
Parts



Part B x 2



Part A x 4



COPENHAGEN LAF CHAISE WW 466 - LAC

Step 1.

