

# KERRIE TABLE LAMP

23838987

# FREEDOM

Thank you for purchasing the **Kerrie Table Lamp**. Before you begin to assemble your new lamp, please check to ensure that all hardware and parts have been supplied. This page lists all contents included in the carton(s).

Follow instructions closely as deviation from them may present a possible safety risk and may void your warranty.

It is recommended that assembly is done on a soft surface such as carpet to avoid any damage. If you experience any problems with your new purchase please phone Freedom Customer Service(FCS) on 1300 135 588 (Australia) or 0800 469 327 (New Zealand).

## Care Information:


Periodically check and re-tighten all fasteners. Wipe down surfaces using a clean cloth weekly. If the external flexible cable or cord of this luminaire is damaged, it shall be exclusively replaced by the manufacturer or his service agent or a similar qualified person in order to avoid a hazard.


## Replacing the bulb:

Disconnect the plug from the electrical supply and allow the bulb and lamp to cool down, Replace the bulb with an **E27 MAX 60W Incan** or **E27 MAX 10W LED**. Re-connect the supply and turn on.

## Specifications:

230V~240V AC 50Hz


IP20-Indoor Use only 

E27 MAX.60W  or


E27 MAX.10W  (bulb not included).

Class II protection

①



②



③

