

Loam Office Chair

23915558/23915565/23915572

Thank you for purchasing the **Loam Office Chair**. Before you begin to assemble your new piece of furniture, please check to ensure that all hardware and parts have been supplied. This page lists all contents included in the carton(s).

Follow instructions closely as deviation from them may present a possible safety risk and may void your warranty.

It is recommended that assembly is done on a soft surface such as carpet to avoid any damage.

If you experience any problems with your new purchase, please phone Freedom Customer Service (FCS) on 1300 135 588 (Australia) or 0800 469 327 (New Zealand).

Care Information

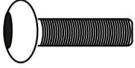

Periodically check and re-tighten any fasteners. Avoid direct sunlight.

Dust regularly using a clean cloth. Wash in a mild solution of warm, soapy water.

Do not saturate. Dry thoroughly using a towel. Treat spills and stains as soon as they occur.

Gently scrape any soil or mop any liquid from the surface of the **PU**, apply proprietary cleaning agents strictly according to instructions to remove the residue of the spill.

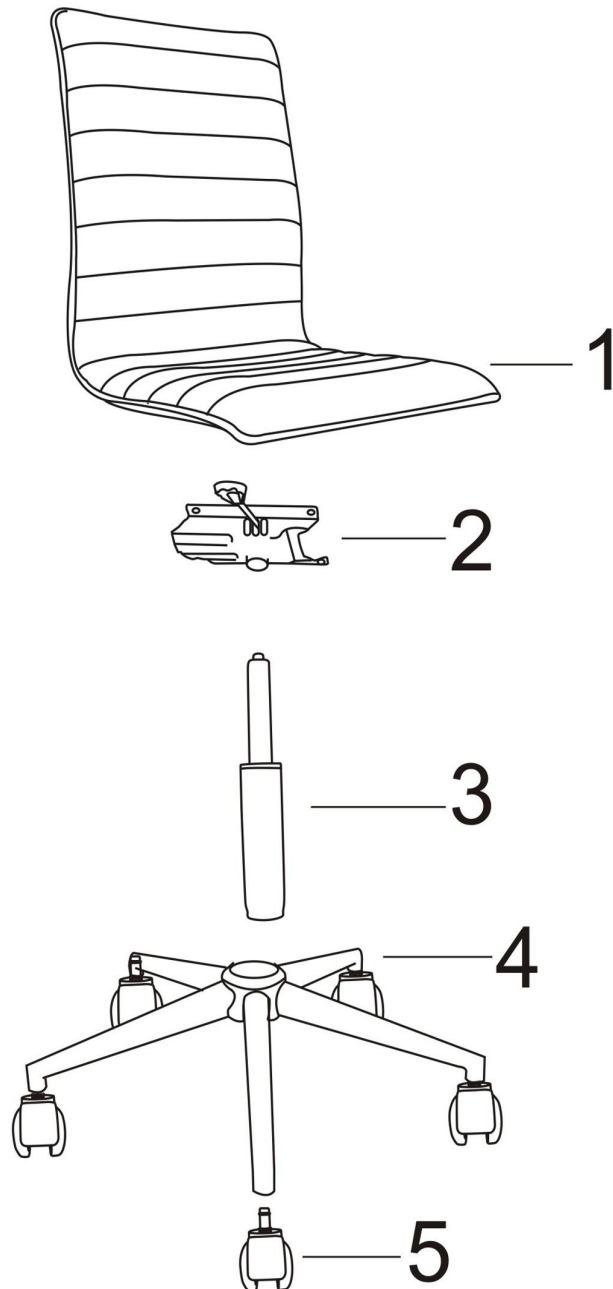
Hardware

Ax4  M6x16 mm	Bx1  5mm
--	---

Loam Office Chair

23915558/23915565/23915572

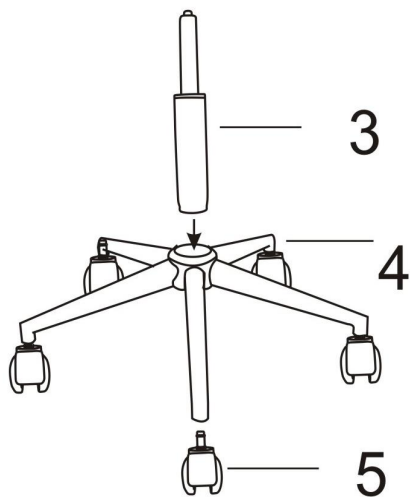
Parts



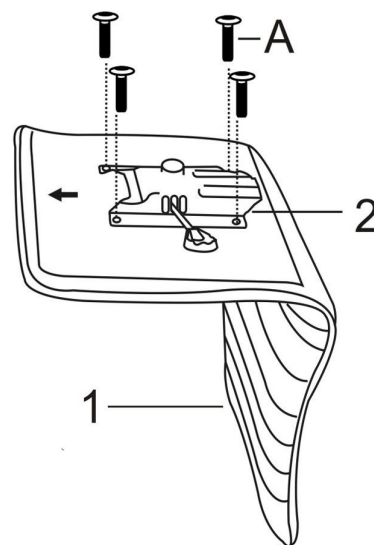
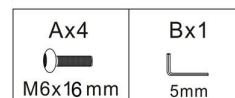
Loam Office Chair

23915558/23915565/23915572

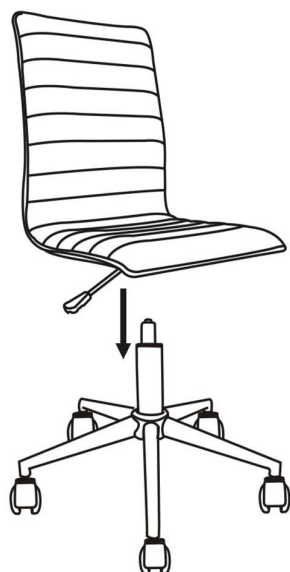
Step 1



Step 2



Step 3



Finished

