

# Cancun King Bed

## 22920118

Thank you for purchasing the Cancun King Bed. Before you begin to assemble your new piece of furniture, please check to ensure that all hardware and parts have been supplied. This page lists all contents included in the carton(s).

Follow instructions closely as deviation from them may present a possible safety risk and may void your warranty.

It is recommended that assembly is done on a soft surface such as carpet to avoid any damage.

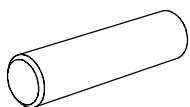
If you experience any problems with your new purchase, please phone Freedom Customer Service (FCS) on 1300 135 588 (Australia) or 0800 469 327 (New Zealand).

### Care information

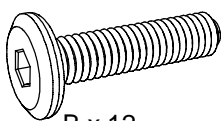
**General:** Avoid direct sunlight. Wipe down all surfaces using a damp cloth weekly. Do not use harsh abrasives or chemicals. Always use mats to protect the surface from hot or cold items. Wipe up spills immediately. Periodically check and retighten any fasteners.

**Timber:** Freedom offers a range of quality care products that can help to enhance the durability of the timber finish. Use care product strictly in accordance with application instructions. Please note that applying these care products will slightly alter to look and feel of the timber. Please visit your Freedom store for more information.

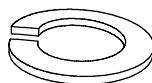
### Hardware



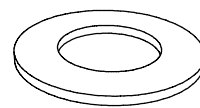
A x 8



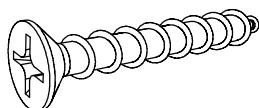
B x 12



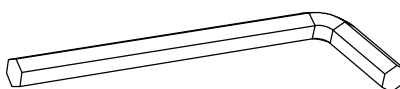
C x 12



D x 12

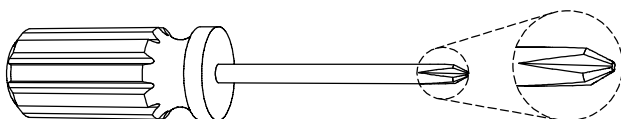


E x 8



Z x 1

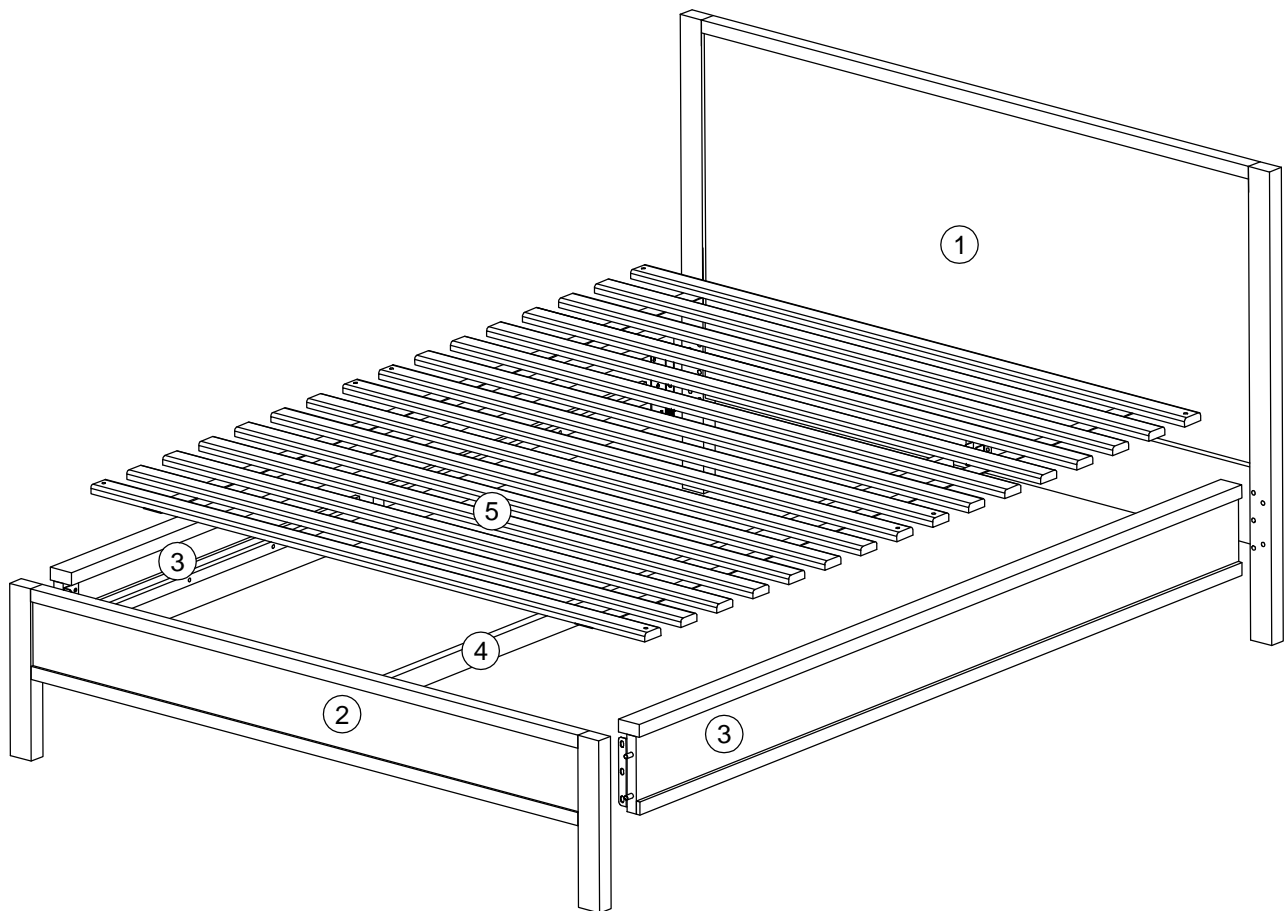
### Tools Required (Not supplied)



# Cancun King Bed

## 22920118

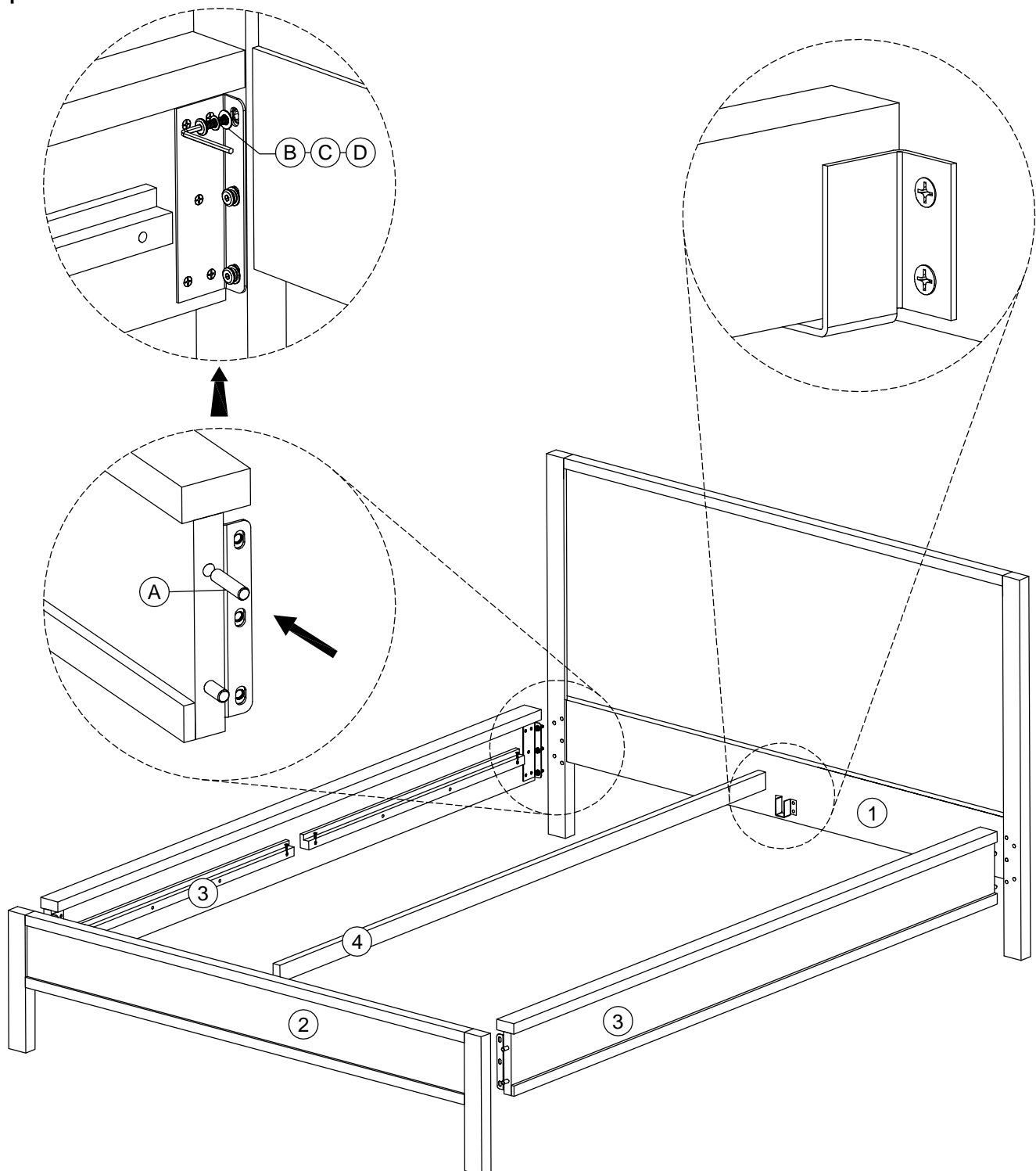
### Parts



# Cancun King Bed

## 22920118

### Step 1



# Cancun King Bed

## 22920118

### Step 2

