

CANNES CHAIR 1.5S NATURAL/CHARCOAL

23937253/24208161

Remove cushions
when not in use



Thank you for purchasing the **Cannes Chair 1.5S Natural/Charcoal**. Before you begin to assemble your new piece of furniture, please check to ensure that all hardware and parts have been supplied. This page lists all contents included in the carton(s).

Follow instructions closely as deviation from them may present a possible safety risk and may void your warranty.

It is recommended that assembly is done on a soft surface such as carpet to avoid any damage.

If you experience any problems with your new purchase please phone Freedom Customer Service (FCS) on 1300 135 588 (Australia) or 0800 469 327 (New Zealand).

Care Information

This product is suitable for Full Outdoor Use - Remove Cushion When Not In Use

This refers to sofas and pieces where the furniture can be kept outdoors. Take care to remove cushions and store inside or in a dry area when not in use. Please read the care label for more information.

Timber Care

To prolong lifetime store in a dry location when not in use or during periods of inclement weather. Expansion and contraction of timbers will occur with changes in humidity and temperature. This can cause timber to split which is natural and not considered a fault. Over time, all wooden furniture will naturally change to a grey colour when left exposed to the elements. This will accelerate when the timber is not oiled or cleaned

We recommend using Freedom Timber Outdoor Protection Kit. It has been formulated in Australia to help nourish and protect your timber from UV, wind and rain damage when used as directed.

How to use the Outdoor Protection Kit.



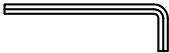



It is recommended the following care is performed every 2 months.

- Remove any cushions
- Using a dust pan brush, remove any excess dirt or dust from the surface of the outdoor timber
- Slightly dampen the microfiber cloth supplied with clean water then spray the Cleansing Wash onto cloth from approximately 10cm away. Allow the mist to evenly disperse onto the cloth.
- With the cloth, clean timber furniture thoroughly, ensuring no dirt or grime is left on surface. Allow the surface to dry. Avoid applying to other surfaces
- Pour a small amount of the Protective Oil onto the outdoor timber furniture and evenly spread with the micro fibre cloth until the timber surface is completely covered. Avoid applying to other surfaces. Allow the oil to dry and penetrate for at the timber least 12 hours before use.
- Wash cloth with clean water and dry


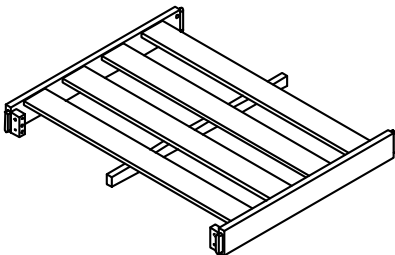
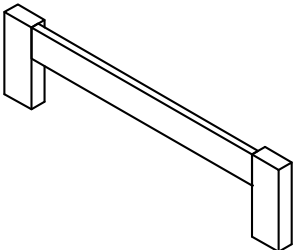
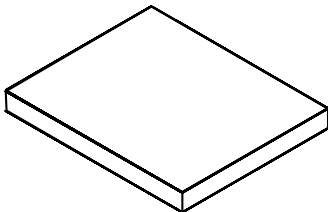
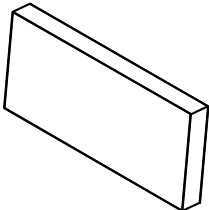
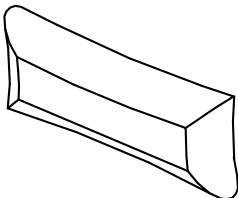
CANNES CHAIR 1.5S NATURAL/CHARCOAL

23937253/24208161

Hardware (Supplied)

					
Part A x 4 (M8 x 45)	Part B x 2 (M4 x 40)	Part C x 1 (M4)	Part F x 4 (M8 x 140)	Part G x 4 (M8 x 15)	Part H x 1 (M6 x 40)

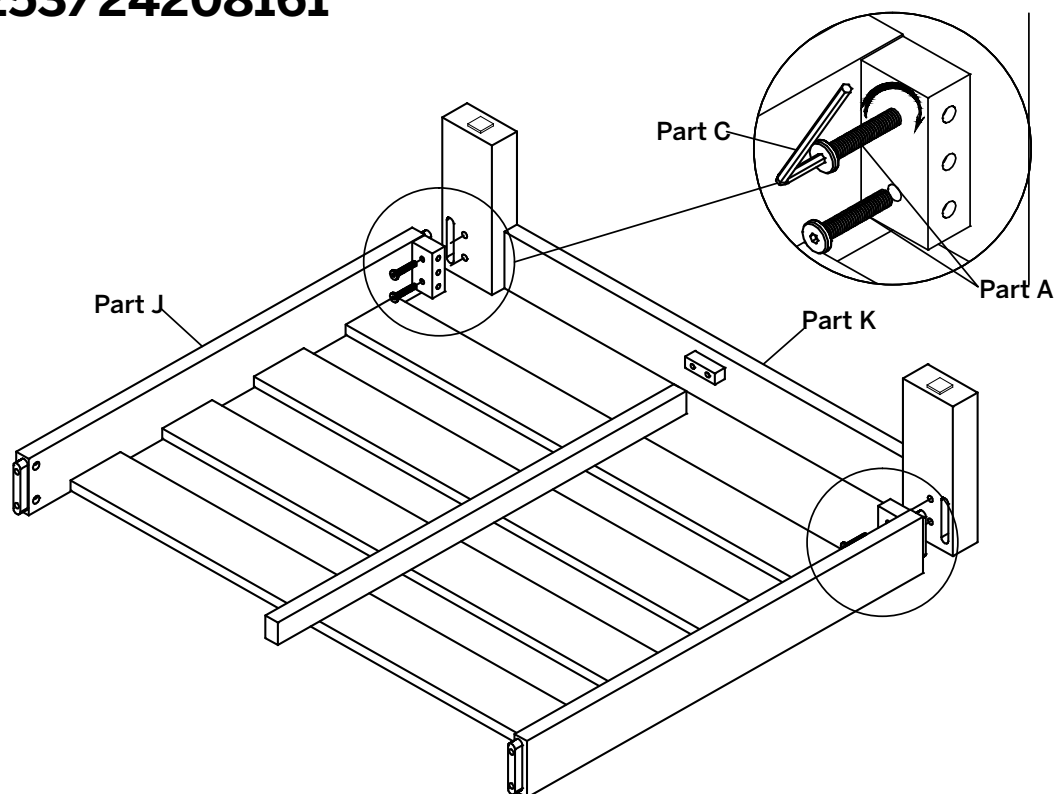
Parts

		
Part (I) x 1	Part (J) x 1	Part (K) x 1
		
Part (L) x 1	Part (M) x 1	Part (N) x 1

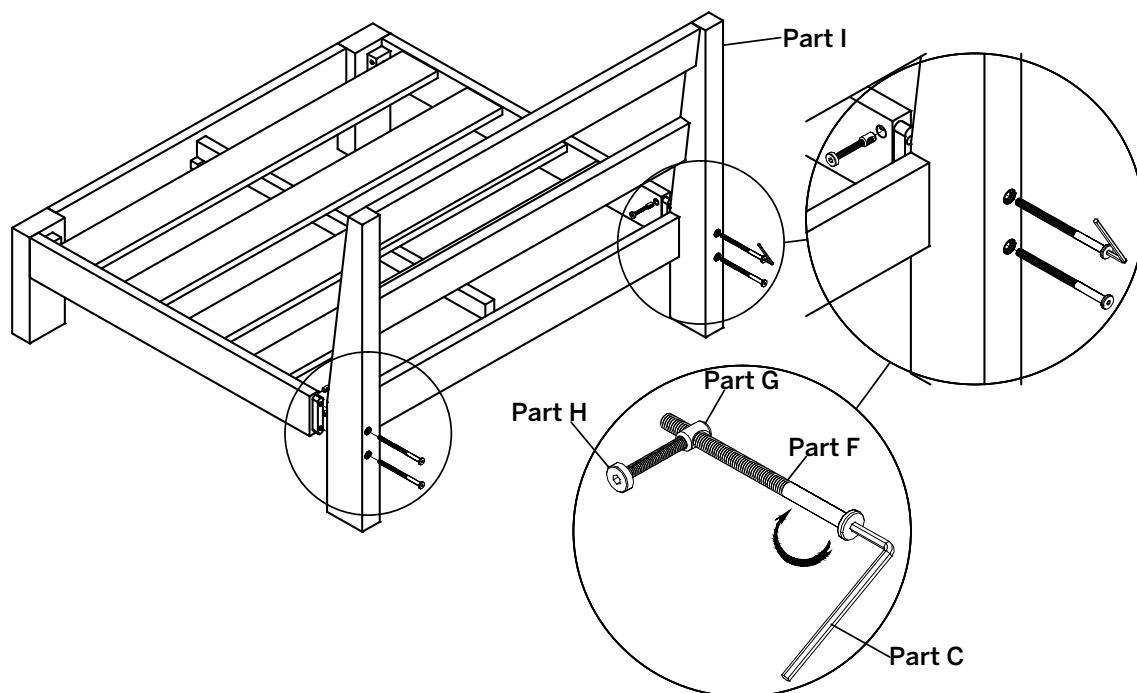
CANNES CHAIR 1.5S NATURAL/CHARCOAL

23937253/24208161

Step 1.



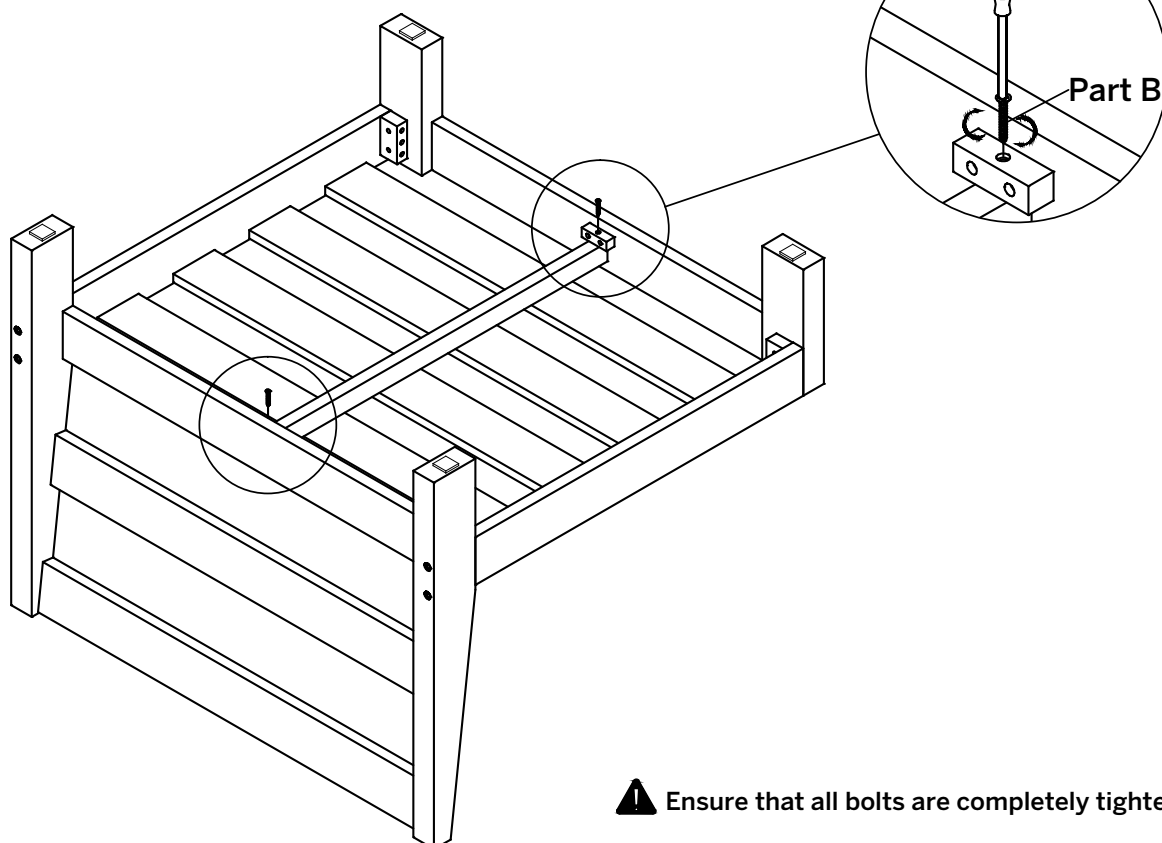
Step 2.



CANNES CHAIR 1.5S NATURAL/CHARCOAL

23937253/24208161

Step 3.



⚠ Ensure that all bolts are completely tightened

Finished.

