

CARE INFORMATION

Thank you for purchasing the Sprout coat rack. Before you begin to assemble your new piece of furniture, please check to ensure that all hardware and parts have been supplied. This page lists all contents included in the carton(s).

Follow instructions closely as deviation from them may present a possible safety risk and may void your warranty.

It is recommended that assembly is done on a soft surface such as carpet to avoid any damage.

If you experience any problems with your new purchase, please contact Freedom Customer Service via livechat@freedom.com.au (Australia) or 0800 469 327 (New Zealand)

Periodically check and re-tighten any fasteners. Avoid direct sunlight. Dust the surface weekly using a soft cloth. Please note that with everyday use, metal surfaces may show some visual signs of wear on the surface of the product. It is important to remove moist substances immediately. Remove stains with a soft cloth to avoid marks on the surface.

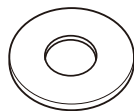
Hardware (Supplied)



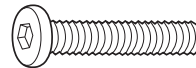
Part F x 1



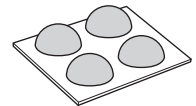
Part G x 1



Part H x 1



Part I x 1

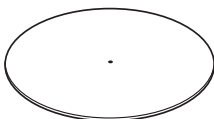


Part J x 1



Part K x 1

Parts



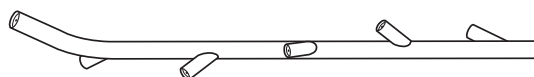
Part A x 1



Part B x 1



Part D x 1



Part C x 1

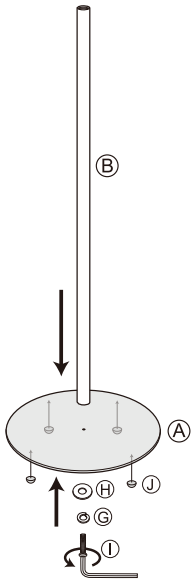


Part E x 5

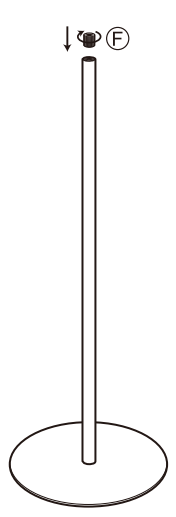
CARE INFORMATION

Step:

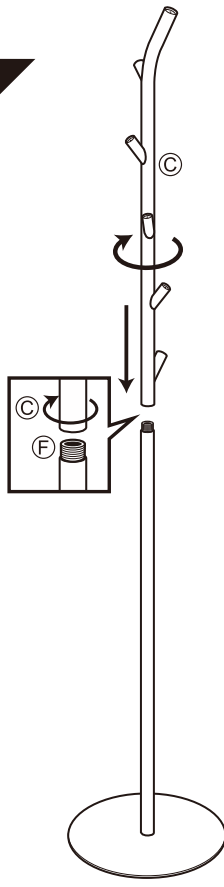
1



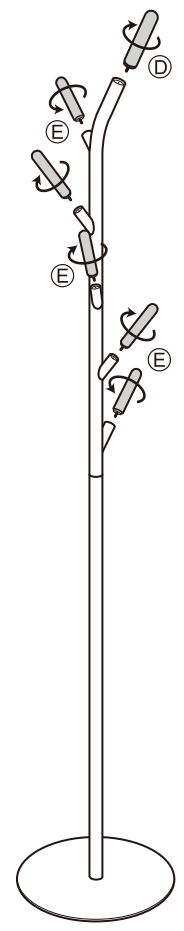
2



3



4



5

