

Seidon Dining Table

24427579

Thank you for purchasing the **Seidon Dining Table**. Before you begin to assemble your new piece of furniture, please check to ensure that all hardware and parts have been supplied. This page lists all contents included in the carton (s).

Follow instructions closely as deviation from them may present a possible safety risk and may void your warranty.

It is recommended that assembly is done on a soft surface such as carpet to avoid any damage.

"if you experience any problems with your new purchase, please contact Freedom Customer Service via livechat@freedom.com.au (Australia) or 0800 469 327 (New Zealand)."

Care Information

DO -

- Use tablecloths, table runners and coasters to help protect surface from scratching. Certain ranges have a more raw appearance to accentuate their beauty and require extra care. These include white-wash finishes.
- Treat spills quickly with a damp cloth
- Dust once a week using a soft cloth or similar duster. Dust in the direction of the grain where possible.
- Use felt pads on the base of vases or similar item to avoid scratching. Be aware that certain materials such as rubber leg glides on electronic devices and vinyl can react with timber and mark it.
- Only use recommended care products as many supermarket polishes and waxes contain high levels of silicon and petroleum distillate which can damage the surface. Freedom recommends using the [Indoor Timber Protection Kit](#). This kit comes with a cleanser/conditioner, a protective cream and reusable micro fibre cloth.
- Periodically check and re-tighten any fasteners.

DO NOT-

- Although we test our finishes for resistance to heat and stains you should avoid placing hot or wet items directly on the surface as they can leave marks which are difficult to remove. Where joints or veneers meet, it can cause swelling or splitting.
- Avoid direct sunlight, as this will cause colour change. If the furniture is in direct sunlight, move items like vases around to avoid spotting.
- Don't place potted plants on timber or veneers unless it is water tight or in a tray
- Avoid applying too much care product as this will build up and need to be removed with a wood-cleaning product. Avoid supermarket polishes and waxes as many contain high levels of silicon and petroleum distillate which can damage the surface.
- Timber designed for indoor use should not be left outside. its finish is not designed for use outdoors.

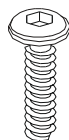
A number of our furniture ranges are unique handmade items. While great care is taken during production there can be slight variations which is part of the charm and appeal of handcrafted timber product and not a manufacturing defect.

Seidon Dining Table 24427579

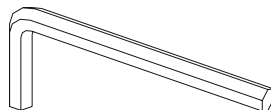
Hardware (Supplied)



Ax16

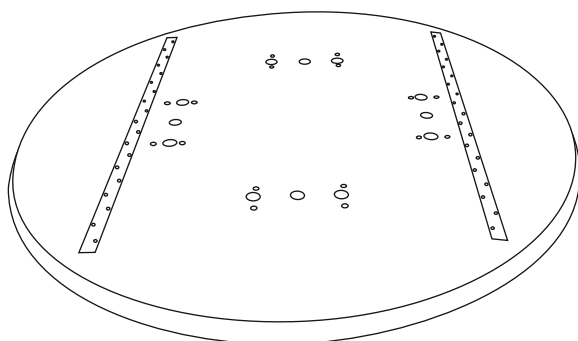


Bx16




Cx1

Parts



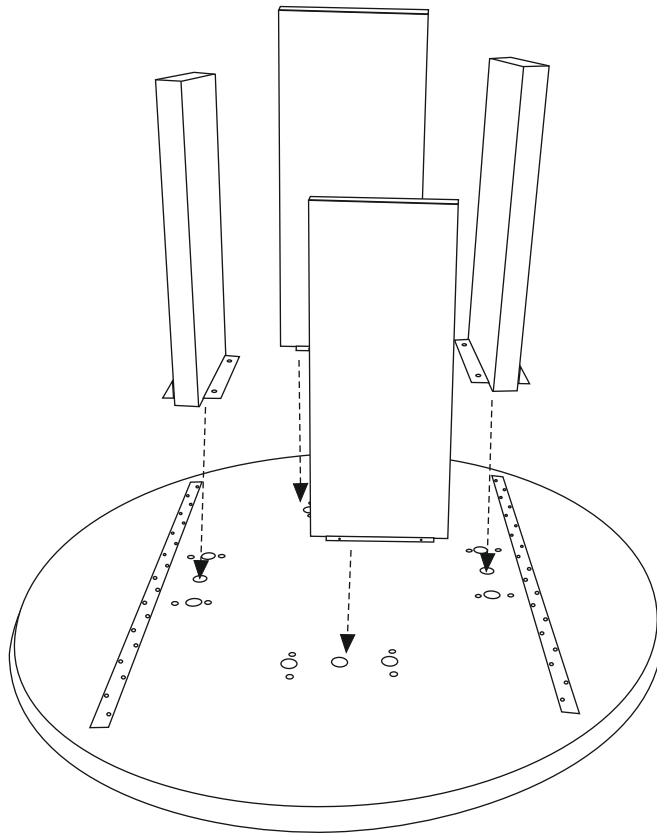
Yx1



Zx4

Seidon Dining Table 24427579

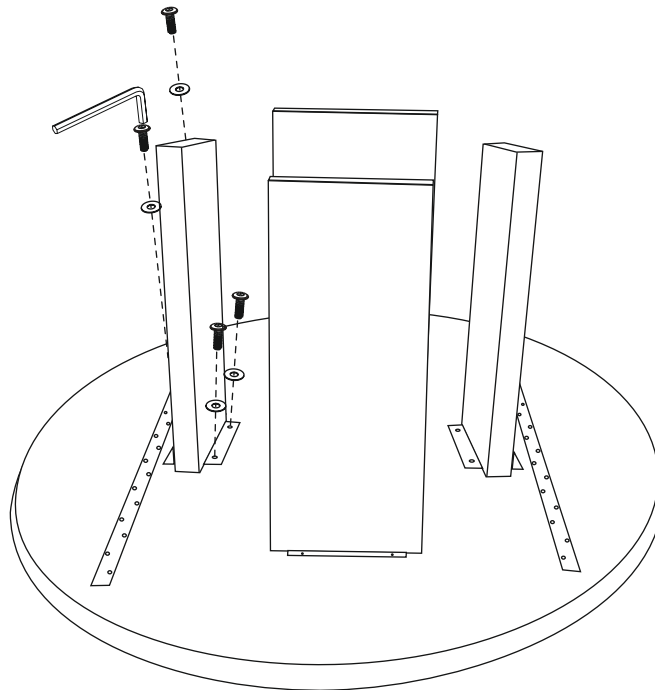
Step 1.



Yx1
Zx4

Step 2.


! Take care when orientating the unit, recommended 2 people to complete.



Yx1
Zx4
Ax16
Bx16
Cx1

Seidon Dining Table 24427579

Step 3.



Complete

