

# Dream Glide Bracket

SKU 24397025, 24397001

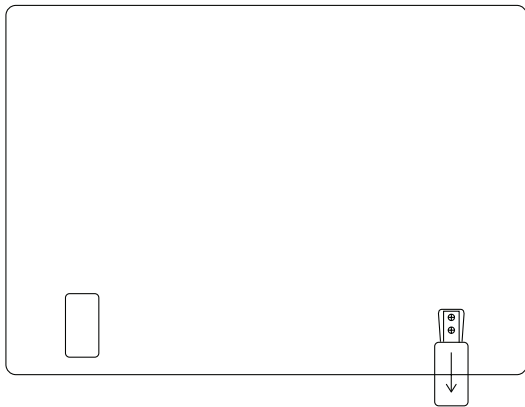
# FREEDOM

Thank you for purchasing the Australian designed and made Toorak Bedroom Furniture. Before you begin to assemble your new piece of furniture, please follow the below instructions on how to prepare your bed so it looks the part.

If you experience any problems with your new purchase, please contact Freedom Customer Service via [livechat@freedom.com.au](mailto:livechat@freedom.com.au) (Australia) or 0800 469 327 (New Zealand).

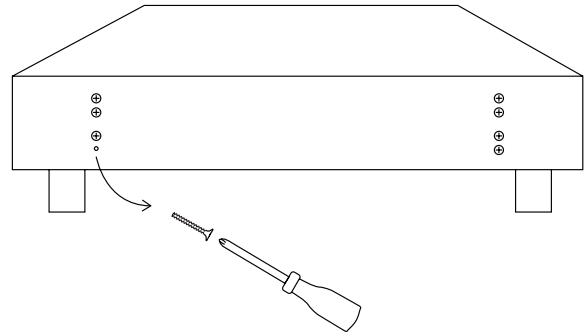
## Step 1

Slide plastic part down off metal part.  
No tools required.



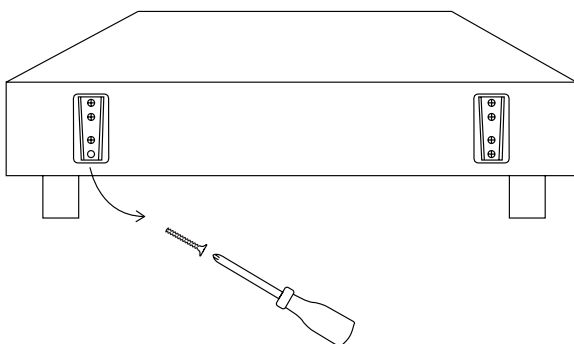
## Step 2

Remove screws from bed base with a screwdriver.  
Tool not supplied.



## Step 3

Connect plastic part to bed base using the screws.  
Fasten screws tightly. Your bed head and bed base  
are now ready to connect.



**TAKE CARE WHEN  
HANDLING!  
Recommended  
2 people to  
manouver**